

Community Systems










Instructions:

- Show the pictures and have the students discuss what they saw and which part of which system it could be.

OR

- Cut up and use some of these systems as headings and sort the community pictures underneath.



		
		
		
Your own idea	Your own idea	Your own idea

Retrieved from: [Clipart Library](https://www.clipartlibrary.com/)